



ST THOMAS'S SCHOOL
KOHIMARAMA. AUCKLAND

Newsletter

9 October 2020


Principal's Message

Dear parents and caregivers,

Our move down to Alert Level 1 this week provides us with certainty that it is safe for all children and young people to physically attend school.

I assure you that we will continue to follow all appropriate health and safety measures at school including maintaining cleaning and disinfecting practices and encouraging good hygiene practices. We will also continue to remind people to stay home if they are unwell and to seek medical advice.

The builders have completed a lot of work over the holidays and most of the construction fencing is now removed. Students will continue to enter and leave the school through the main entrance on Allum Street until construction is fully completed.



Gate Opening

Monday to Thursday

The main entrance gate on Allum Street will be opened at 8:15am for students only. Students should go directly to classrooms to be ready for learning and build relationships with their peers and teachers.

Whanau Friday

On Friday's the main entrance gate on Allum Street will be opened at 8:15am for students **and parents**. Parents are welcome to visit classrooms, have a look at what their children have been up to in class and greet the teacher.

After School

The main entrance gate on Allum Street will be opened at 2:55pm and parents are welcome to come on-site and pick their children up from outside their classrooms.

Gates will be secured at dusk by the security company to ensure our school site is safe overnight.

Official Opening of New Block

We are still working through the details of our official opening as a lot depends on the completion of work by the builders. We have pencilled in Week 5, November 11th as a possible date and as soon as we can confirm this, we will inform our community.

Additional to the official opening, we will conduct guided tours of our new block once teachers and students have settled into their new spaces.

Michael Maher
Principal



Student Led Learning Conferences

Student Led Learning Conferences will be taking place in Week 2 of this term. The dates set aside are Tuesday 20th October (3.15pm – 5.15pm) and Wednesday 21st October (3.15pm – 6.45pm).

Information and codes to book conferences will be sent out early next week.

The aim of Student Led Learning Conferences is to develop Learner Agency by encouraging students to talk positively about what they are learning and what their next learning steps are. This isn't always easy for students, but it is an important part of becoming agentic and taking ownership of their learning. We encourage parents to ask their children questions and ask for clarification on anything they don't understand.

Teachers will be available throughout the conferences to support students and to answer any learning related questions you may have that your child cannot answer.

Student Led Learning Conferences are not intended as an opportunity for parents to discuss behaviour, pastoral care or any other issues relating to their child with the teacher. If you do have any areas of concern, please make contact with your child's classroom teacher and set up a time to meet with them specifically about this. This can be done at any stage throughout the year.

Sun Smart Reminder

A reminder that during Term 4, school bucket hats are compulsory for all students while out at sport or in the playground. We have plenty of sunscreen available at school, however we recommend that parents also ensure sunscreen is applied to their children before they leave for school each morning.

Students without a hat will be asked to remain in the shade for their break times and may not be able to participate in outdoor learning activities including sport.

Hero Parent Communications App

At the time of sending out this newsletter, we are finalising our data migration into the new Hero communications app. From early next week, we intend to begin using Hero to communicate important information out to parents.

To prepare for this transition, you can follow the steps below to set up your Hero app. Please bear in mind that data migration will not be finalised until next week, so if your email address isn't recognised immediately, please try again later.

To set your password and log into Hero for the first time:

1. Download the **Hero by LINC-ED** app from the app store

Note: use the keywords Hero LINC-ED when searching for the app




Hero by LINC-ED
Making Education Heroic
★★★★★ 1



Alternatively, open your browser and enter go.linc-ed.com

2. Click **NEW USER**



Email


Password

[SIGN IN](#)

[FORGOT PASSWORD](#) [NEW USER](#)

This is a public device

3. Enter the email address you have provided the school and click **REQUEST PASSWORD LINK**



Welcome to Hero

Hero accounts are managed by each school. Once your school has created your account, you can complete your set up by adding your email address below.

If you do not receive an email, please ask your school to check their records.


Email

[REQUEST PASSWORD LINK](#)

[BACK](#)

If your email address is not accepted, please try again in a couple of days. If it still doesn't work after this, please contact the school office.

4. You will receive a message confirming a password email has been sent



Welcome to Hero

Hero accounts are managed by each school. Once your school has created your account, you can complete your set up by adding your email address below.

If you do not receive an email, please ask your school to check their records.

✓ Please check your email to verify your request. Depending on your email provider it may take up to 15 minutes to arrive.

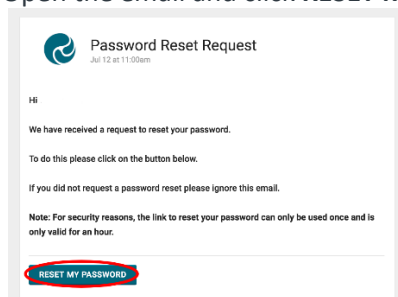
[BACK](#)


5. Open your email inbox and click on the Hero Password Reset email

☆ **LINC-ED** **Hero Password Reset Request** - Password Reset Request .

If you do not receive a Hero Password Reset email, check your spam folder.

6. Open the email and click **RESET MY PASSWORD**



 Password Reset Request
Jul 12 at 11:00am

#6

We have received a request to reset your password.

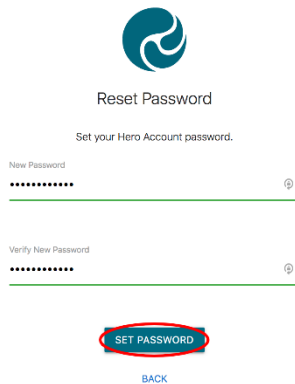
To do this please click on the button below.

If you did not request a password reset please ignore this email.

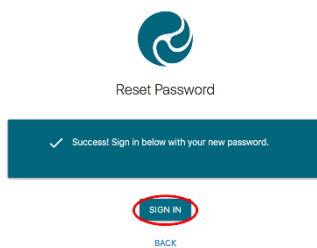
Note: For security reasons, the link to reset your password can only be used once and is only valid for an hour.

[RESET MY PASSWORD](#)

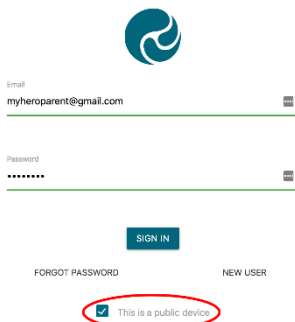
7. Enter a secure password (8 or more characters), verify this password then click **SET PASSWORD**



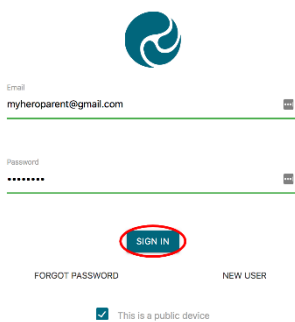
8. You will receive a confirmation message. Click **SIGN IN**



9. Enter your email address and your newly set password. If you are using a public device or do not want your password auto-saved, tick **This is a public device**

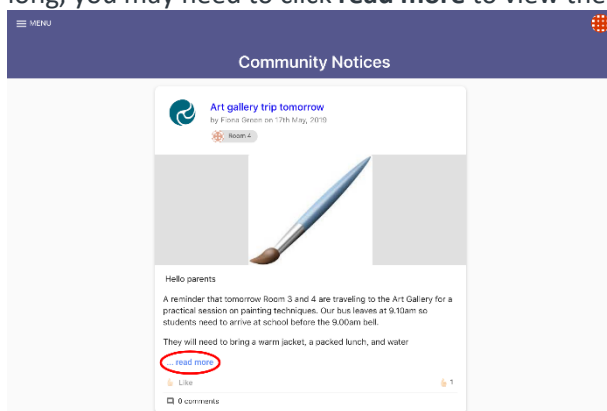


10. Click **SIGN IN**

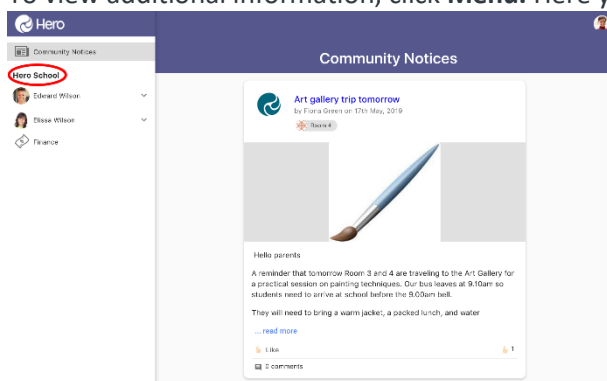


ONCE YOU HAVE SIGNED IN:

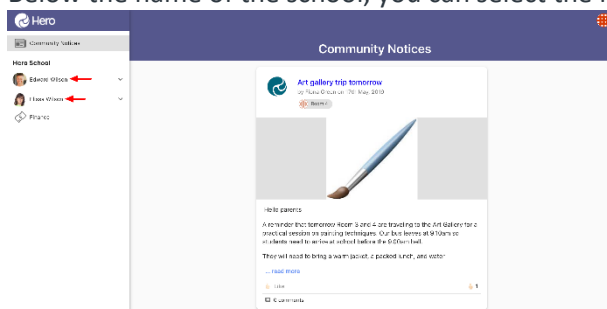
1. You will see Community notices which are filtered to be relevant to you and your children. If the text is long, you may need to click **read more** to view the whole message



2. To view additional information, click **Menu**. Here you will see the Schools your child/ren attend.



3. Below the name of the school, you can select the learning profile for each of your children



More information will be added to your children's learning profiles over time.